

WOODWORKING WORKSHOP FOR KIDS

BY KEVIN BUILD

"Put a young man in a workshop, his hands will work to the benefit of his brain, and he will become a philosopher while thinking himself only a craftsman."

- Jean Jacques Rousseau



OBJECTIVES

The workshop's objective is to encourage kids to work with their own hands, and bring home what they make. Having a basic skill to build and fix things is the best skill one can benefit for their whole life.

Kids are also encouraged to learn from mistake by finding solution. The point of letting children do potentially dangerous things is to help them become competent people who will treat failures as feedback, which they can incorporate in daily life. Skills and technicality will eventually be developed with constant practice.

While the children build fun and exciting projects they are also empowered to become independent thinkers - building confidence, self esteem, and a range of practical skills that will last them a lifetime!



THE WOODWORKING WORKSHOP IS FOR

- Kids who are spending too much time interacting with perfect interfaces (smart phones, tablets, computers). Carpentry will provide an experience by which kids could understand how perfection is achieved – by working through problems with their own hands.
- Parents who wants to cultivate their children to steer away from consumer mindset by making their own stuffs.
- Kids who are interested in practical woodworking skills with an emphasis on the safe use of hand tools.
- Parents who wants to add a range of valuable carpentry skills to their kids' learning repertoire such as measuring & marking, fractions, sawing, drilling, filing, fastening, sanding, shaping, assembly, oiling and painting. Hand in hand with the practical skills goes a wide variety of other worthy concepts such as abstract reasoning, applied mathematics, problem solving, craftsmanship, fine motor skills, respect for tools, and patience.

AUDIENCE

3 MAJOR AGE-GROUPS



Age 6-8



Age 9-12



Age 13-16



WHAT TO EXPECT

When you work with wood and any other natural material, you have to work with it. You can't just make it be what you want it to be. You have to use all the tools available to create something. It causes kids to deal with real-world results and create real-world solutions for their problems.

THE WORKSHOP WILL BE COVERING:

- introduction of wood and tools
- how to use tools correctly and safely
- measuring and marking
- wood joining & assembly
- sanding and oiling finished built

THE WORKSHOP WILL PROVIDE:

- pre-cut wood or material
- necessary building items such as screws, nails, glue, sand paper etc



ACTIVITIES BREAK DOWN

Introduction to
woodworking &
tools

15 min

First hands on
practice using
tools

15 min

Building: measure,
marking, cutting,
joining, assembling

1.5 hr

Finishing:
customisation /
sanding / oiling /
staining / varnishing

20 min

Photo sessions
& goodbye

10 min



WHAT PARENTS SAY

"Great atmosphere with a patient teacher, who took the kids under his wing making everyone feel welcome. A valuable lesson for the kids to use basic tools and how things are created. Would recommend to others and will come back for another session."

- *Mathew*

"Kevin is organised, friendly and patience with the kids. Edward was so happy with his own handmade wooden stool and crate. That sense of satisfaction and accomplishment is just priceless. He's definitely looking forward to making more wooden stuff now."

- *Elizabeth*

"My daughter, being a girl, thoroughly enjoyed herself during the class! I am happy that she gets to be hands-on to making something out of wood. I think it is a wonderful thing to be able make something from our own hands. :)"

- *Geraldine*

"A very useful skill for children. Great that they are teaching this to young kids to encourage them to make their own things."

- *Shireen*





NEXT STEPS

Designing a year-round enrichment program to teach girls and boys the safe-use of hand tools and general woodworking skills through a sequence of projects, the young carpenters gain the skill and competence to complete increasingly more complicated projects.

From shelves to bird houses, doll furniture, tables, crates, toys, and many more, the kids have a wide range of projects to choose from besides designing and building according to their own needs and imagination for the veteran carpenter.

COLLABORATION AND OTHER THINGS WE CAN DO TOGETHER

- Birthday Parties
- Series of session for a large project
- Learning camps
- Artisan / Craft Festivals
- Build your own home woodshop consultation
- Build Jams
- Bring woodworking workshop to your learning centres / schools










ABOUT KEVIN

Since young Kevin has been learning woodworking from his grandfather, watching him building homemade furnitures. This has lead him to become a self-taught woodworker, since he quit his corporate career with Bank Negara Malaysia as a UI/UX Designer. He co-founded and run a creative coliving & coworking space ([The Hatchery Place](#)) in Subang Jaya, Malaysia where he spends his free time building furnitures and teach workshops. In addition to woodworking, Kevin also freelances by building websites (www.kevinyeohdesign.com) for makers and movers.

Learn more about him & the workshops he organizes at www.kevinbuild.com.

He can be contacted at:
Whatsapp: [kevinbuild.com/whatsapp](https://www.kevinbuild.com/whatsapp)
Email: hello@kevinbuild.com

-  kevinbuild.com
-  fb.com/kevinyeohbuild
-  kevinbuild.com/whatsapp
-  hello@kevinbuild.com
-  @kevinyeohbuild